

LERICI 1

928 sq ft

11440 & 11444
Ellerslie Road



SKYLINE LIVING



All room measurements are preliminary based on current building concept and unit configurations and are subject to change.

LERICI 1

First floor

Suite 103, 104, 107, 108,
109, 110, 111, 112, 113, 114,
116, 117, 118, 119, 120, 123,
126, 128, 129

Second floor

203, 204, 207, 208, 209,
210, 211, 212, 213, 214, 216,
217, 218, 219, 220, 223,
226, 228, 229

Third floor

303, 304, 307, 308, 309,
310, 311, 312, 313, 314, 316,
317, 318, 319, 320, 323,
326, 328, 329

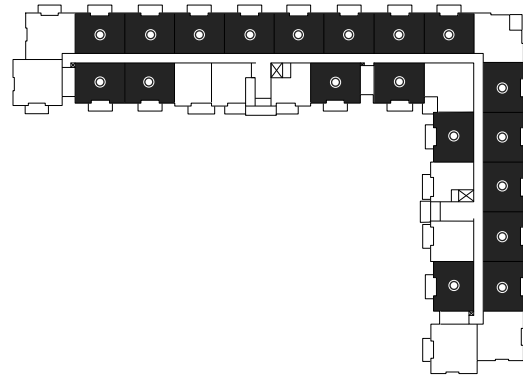
Fourth floor

403, 404, 407, 408, 409,
410, 411, 412, 413, 414,
416, 417, 418, 419, 420,
423, 426, 428, 429

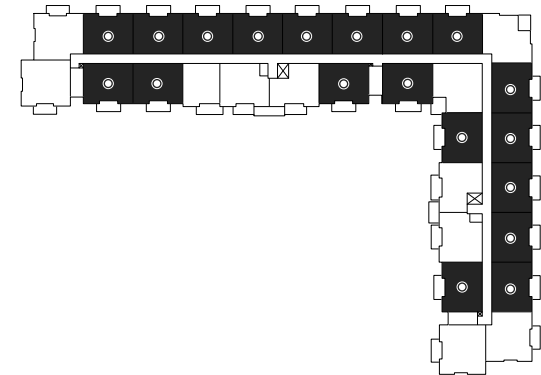


SKYLINE LIVING

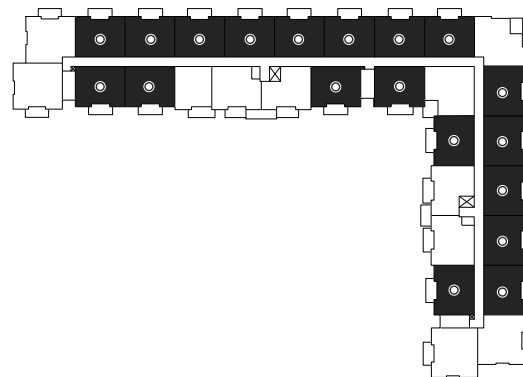
First floor



Second floor



Third floor



Fourth floor

